



For the Real World
www.trackabout.com

410 Rouser Rd, Suite 400
Moon Twp, PA 15108

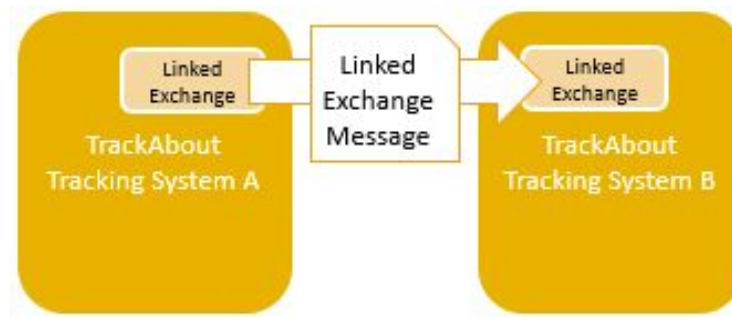
412-269-1872 Office
412-269-0735 Fax

TrackAbout Data Sheet

Linked Exchange Module

Summary

Linked Exchange is a feature that passes asset and delivery information from one TrackAbout tracking system to another TrackAbout tracking system. This information is shared whenever a delivery is made. This allows the sharing of information across two completely independent TrackAbout tracking systems.



Why Use Linked Exchange?

- **Avoid duplicated costs:** Share asset information so that only one company must take the time to initially collect the information for the asset. Once this info is collected, it can be shared across systems.
- **Have the same 'view of the truth' as your partner:** Both companies will be using the same primary tracking data for the delivery/return transactions. This should reduce disputes over the assets.
- **Have a closer relationship with your partners:** Sharing this kind of information increases the connections between the two companies and strengthens the relationship.
- **Use the same tracking label:** Both systems will be configured to use the same tracking label (barcode or RFID tag) so that multiple labels are not on the same asset.
- **Maintain privacy:** Only the asset's current properties are shared. The movement history and other information about this asset's activities are kept private and are not shared.

Use Cases

Common situations when it's advisable to use Linked Exchange.

Use Case 1: Your Customer Wants to Track Their Own Assets

You have an end customer that wants to track your assets as well as assets that you do not control. These could be assets from a competitor or other kinds of assets that you do not supply.

Use Case 2: Your Customer Wants to Keep Their Internal Movements Private

You have an end customer that wants to move around your assets, but they do not want you to see where the assets go. This could be for reasons like patient privacy or just to keep their customer list a secret.

Use Case 3: Your Customer or Supplier already uses TrackAbout

If you have a customer or supplier that already uses TrackAbout, then Linked Exchange is the way for you to share information with each other.

How it Works

One-Time Setup

A one-time setup is completed to link the systems together. A code is generated by one system and entered into the other system and this links the two accounts together.

One partner is designated as the 'Sender' and one as the 'Receiver'.

- The Sender is the one that will do the scanning of the assets for the exchanges. It is data from the Sender's system that will be pushed into the Receiver's system.
- Today it is required that just the Sender do all of the scanning of movements between the two parties. The Receiver can move assets around internally, but they cannot push them back to the Sender. The Sender must come and pick up the assets to pull them back into the Sender's system.
- The Sender and Receiver must both indicate what ownership to use in their system for assets that belong to the other party.
- The Sender indicates one or more customers that map to a single Receiver. In other words, the sender may have multiple customers or ship-to locations that map to one or more locations of this one Receiver.
- The Receiver indicates one or more internal locations that will receive the delivered assets from the Receiver, based on the Sender's customer/ship-to number.

Ongoing Maintenance

- The Receiver must maintain a mapping of Sender's Product Codes to the Receiver's Product Codes.

Data Transfer

When the Sender creates a transaction that delivers/ returns assets to/from the Receiver, a Linked Exchange message is sent via integration to the Receiver's system.

Both the Sender and Receiver have message queues to transfer this information and to monitor any error messages.

Both the sender and receiver indicate which emails will be notified if there are any errors.


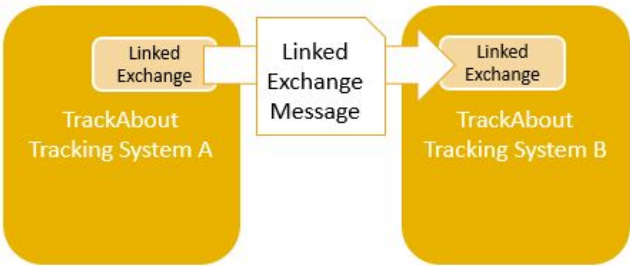
Data Fields Sent Through Linked Exchange

Below are the fields that are sent across in a linked exchange transfer from the sender to the recipient

- Barcode or Tracking Number
- Serial Number
- Is Asset Being Delivered or Returned
- Was the barcode scanned or keyed in for this transfer
- Date of the transfer
- Owner. Do I (as the Sender) think you (as the Receiver) own this asset? The Sender may have many different asset owners setup in their system, but only one will be mapped to indicate assets owned by the Receiver. The Sender here is transmitting information that indicates either:
 - You own this asset.
 - I own this asset. (The asset may actually belong to the Sender's vendor, but that is ok. From the Receiver's point of view, the Sender is still responsible for the asset.)
- Category Name
- Group Name
- Type Name
- Product Code Id (An internal TrackAbout id)
- Product Code
- Product Code Description
- Lot or Batch Number
- Expiration Date
- Retest Date

Linked Exchange vs Follow-On Tracking™

TrackAbout has a module called Follow-On Tracking™ that is used to let a customer view their assets online. Below is a comparison of the two features.

Area	Follow-On Tracking™ (FOT)	Linked Exchange (LE)
<p>Separate Systems</p>	<p>FOT systems are inside of your system. They reside in the same database.</p> 	<p>LE is a connection between two separate TrackAbout systems.</p> 
<p>Visibility</p>	<p>You can see all of the data in a FOT system. This includes all of the internal locations created by the FOT and the asset movements to those locations.</p>	<p>The LE customer looks like a regular (non-LE) customer to you. You can see the deliveries/returns that you make and you can see the current balances as if it was a normal customer.</p> <p>You cannot see any of the locations, customers, users or assets that the LE sets up internally. You cannot see the movement of your assets within the other company's system.</p> <p>In other words, you have no visibility into the LE customer's system.</p>
<p>Adding new assets</p>	<p>FOT users cannot add new assets to the system. They can just move around your assets within their locations.</p>	<p>When using LE, both companies have complete tracking systems and both can add new assets to their systems.</p>
<p>Integration</p>	<p>FOT users do not normally have any kind of integration to any of their business systems – though TrackAbout could create some integration points if it was needed.</p>	<p>When using LE, both companies have complete tracking systems and this will usually involve some integration to a business system.</p>
<p>Support</p>	<p>Typically all support is done by the parent company and TrackAbout does not usually support FOT users directly.</p>	<p>Since both companies have their own TrackAbout system, both companies would normally get direct TrackAbout support.</p>

